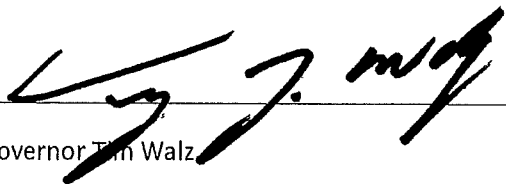
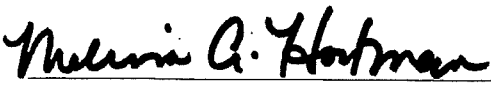



Global Agreement and Conference Committee Framework

The following are agreed upon by the Governor, Speaker of the House, and Senate Majority Leader:

1. The Governor, Speaker of the House, and Senate Majority Leader agree to global targets for budget and tax bills as outlined in:
 - Global agreement spreadsheet (attachment 1).
 - Detailed agreement document (attachment 2).
2. Any policy and finance provisions included in a final conference committee report must be agreed upon by the Governor, Speaker of the House, and Senate Majority Leader.
3. The Governor, Speaker of the House and Senate Majority Leader agree the appropriate commissioners and committee chairs shall work cooperatively to reach agreement within the target for conference committee reports.
4. The global budget target agreement reached by the Governor, Speaker of the House, and Senate Majority Leader does not ensure approval of any conference committee reports.
5. To ensure a timely conclusion of the legislative session, chairs of the conference committees and commissioners must close their bills by 5:00 pm on Monday, May 20, 2019.

 19 MAY 19
Governor Tim Walz (date)

 5/19/19
Speaker of the House Melissa Hortman (date)

 5-19-19
Senate Majority Leader Paul Gazelka (date)

FJW *PST* *SMT*

May 19, 2019 Global Agreement and Conference Committee Framework – Attachment 2

In addition to the global targets agreed to by the Governor, Speaker of the House, and Senate Majority Leader the following will be included in the final agreement:

1. **\$59.51 million for Broadband, Agriculture and Housing**
 - \$40 million for broadband in FY20/21 only.
 - \$4.51 million in FY20/21 and \$3.9 million in FY22/23 for agriculture.
 - \$15 million in FY20/21 and \$10 million in FY22/23 for housing.

2. **\$540 million for E-12 Education**
 - General education formula increase of two percent and two percent.
 - Tribal Contract School Funding \$3.536 million in FY20/21 and \$4.670 million in FY22/23.

3. **\$10 million for Economic Development**
 - \$11 million in revenue from unclaimed property in FY20/21 and \$22 million in FY22/23.

4. **\$13.78 million for Environment**
 - Funding to address chronic wasting disease including funding for Department of Natural Resources and Board of Animal Health.
 - Aquatic Invasive Species surcharge of \$10.60 to protect our lakes and waterways.

5. **-\$357.85 million for Health and Human Services**
 - Increased spending offset by Healthcare Access Fund (HCAF) resources of \$270 million in FY20/21 and \$514 million in FY22/23 and \$142 million from the Premium Security Account in FY20/21.
 - All savings need to be substantiated and based on sound assumptions or backed by contingent appropriations.
 - No reduction to Department of Health funding in HCAF.
 - Creation of Blue Ribbon Council to identify \$100 million in savings in FY22/23 and provide recommendations for legislative action. Any savings not implemented by the legislature will be backfilled by a contingent transfer from the budget reserve.

6. **\$150 million for Higher Education**
 - No reduction to University of Minnesota funding in HCAF.

7. **\$125 million for Public Safety**
 - None

8. **\$63.37 million for State Government**
 - \$20 million for cyber security funding.
 - Funding increase for Minneapolis Employees Retirement Fund (MERF) moved to tax bill. Base for MERF retained in state government target.

WMP 1920 10/1/20

9. \$93.45 million for Transportation

- Funding for Metro Mobility in FY20 is \$23.190 million. Additional \$13 million in FY 21 for Metro Mobility contingent upon closing balance for FY19 exceeding February forecast estimated closing balance.
- \$13 million for Deputy Registrar reimbursement.
- \$55.67 million for the MnLARS replacement system; and fees for DVS staffing and systems maintenance and operation.
- \$20 million for Disaster Assistance Contingency Account appropriation contingent upon closing balance for FY19 exceeding February forecast estimated closing balance.

10. Taxes

- Zero target in tax bill FY20/21 and FY22/23.
- Include \$20 million for MERF per biennium.
- Middle class tax cuts of .25 to the second tier rate starting in tax year 2019 and reduction of the CI levy (Senate proposal). House Chair and Commissioner negotiate an equivalent amount of general fund tax expenditures and spending.

11. Bonding

- Debt service for \$440 million General Obligation Bonds.
- Debt service for \$60 million Housing Infrastructure Bonds.

12. \$30.85 million for Vulnerable Adults

Other Agreements

- \$491.367 million from the budget reserve in FY22/23.
- No savings that cannot be substantiated.
- 1.8% Health Care Provider Tax effective for gross revenues received after December 31, 2019. No carve out, all categories, no sunset.
- Reinsurance for two additional plan years.

P27 TUN SMH

Conference Committee Targets

Attachment 1

General Fund Net Targets

5/19/19

(\$ in millions)

	Agreement FY 2020-21	Agreement FY 2022-23
1 Ag, Housing, Broadband	59.511	13.900
2 E-12 Education	540.000	716.000
3 Economic Development	10.000	(5.900)
4 Environment	13.780	7.900
5 Health and Human Services *	(357.849)	(557.210)
6 Higher Education	150.000	150.000
7 Public Safety	125.000	150.000
8 State Government	63.374	61.418
9 Transportation	93.454	1.352
10 Taxes	0.000	0.000
11 Bonding Debt Service	27.320	49.093
12 Vulnerable Adults	30.849	24.210
13 Other Bills	4.471	4.300

*This reflects increased spending, offset by health care access fund resources of \$270 million in FY 20-21 and \$514 million in FY 22-23 and \$142 million from the Premium Security Account in FY 20-21.