



AMSD Education Facts

Association of Metropolitan School Districts-January 2017

Students

AMSD member school districts enroll more than half of the public school students in Minnesota.

Students of Color

Over 67% of the state's students of color are enrolled in AMSD school districts. AMSD members are committed to closing racial achievement gaps so all students can reach their full potential.



Special Education

Special education costs exceeded state and federal special education aid by almost \$385 million for AMSD member districts in FY 2014 (latest data available).

AMSD has been a strong voice for public education and metro schools for more than 40 years. AMSD's mission is to advocate for metropolitan school districts and advance legislation that supports student achievement.

AMSD represents 40 K-12 school districts, 6 intermediate/educational cooperative districts and 3 integration districts enrolling more than half the state's PreK-12 enrollment.

English Learners

Almost 70 percent of Minnesota's English learner students attend school in an AMSD member school district. In FY 2014, AMSD districts spent almost \$99 million on services for English learners but received just \$30 million in English learner funding. In other words, AMSD school districts had to redirect almost \$69 million in general education aid to provide critically important English learner services.

The organization is highly regarded for its nonpartisan research, communication efforts, timely legislative updates and extensive legislative summaries.

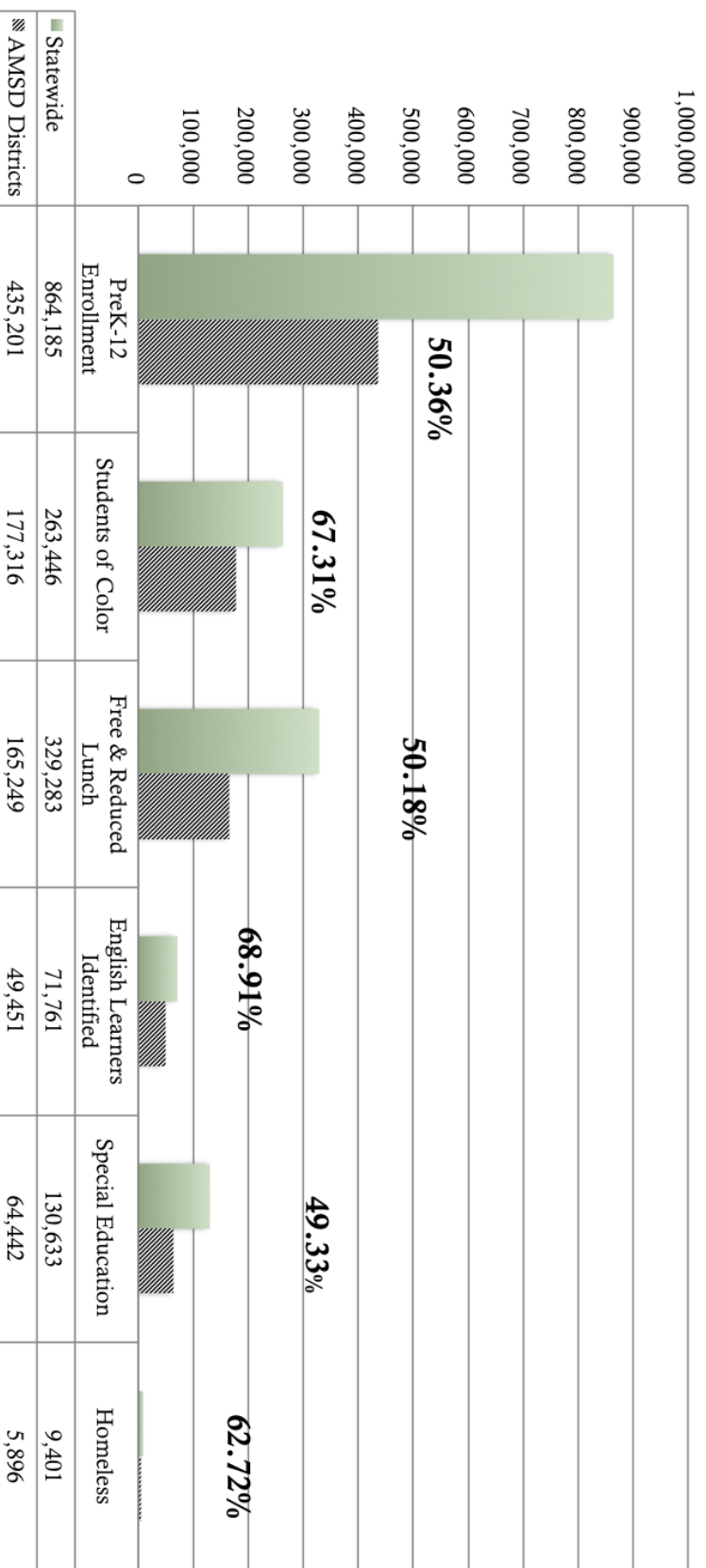
AMSD board members and staff stand ready to assist state policymakers by providing current research and data to help them make informed policy decisions.

Higher Cost of Labor

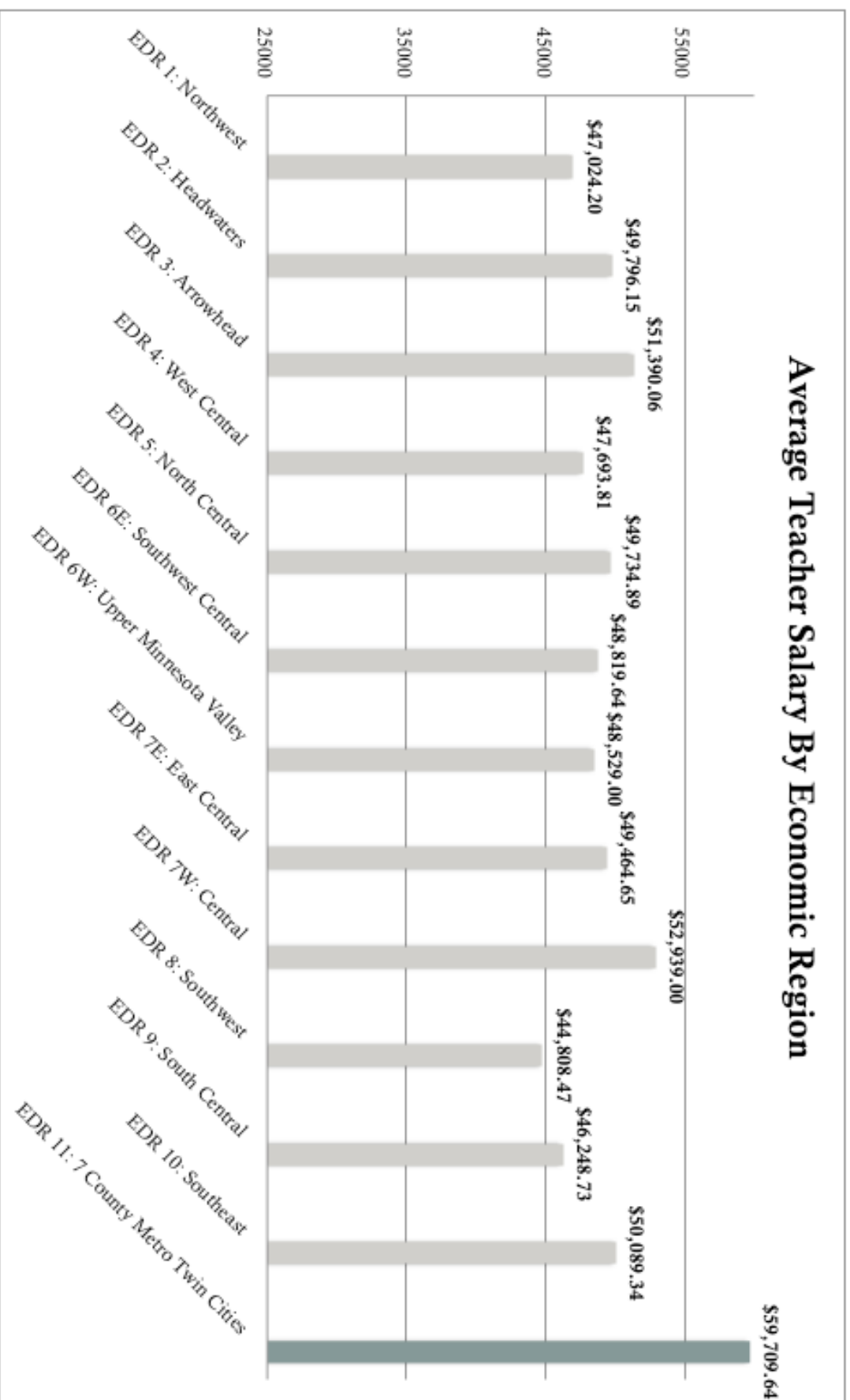
Labor costs, whether in the private or public sector, are significantly higher in the metro area. The average hourly wage in the metro area runs from 12%-33% higher than in other regions of the state. The same is true for salaries of teachers and other staff employed by school districts. Minnesota's education funding formula does not recognize this cost differential making metro school districts heavily reliant on voter-approved operating referenda to cover the higher personnel costs.

AMSD Student Enrollment

AMSD Share of Student Enrollment 2015-2016

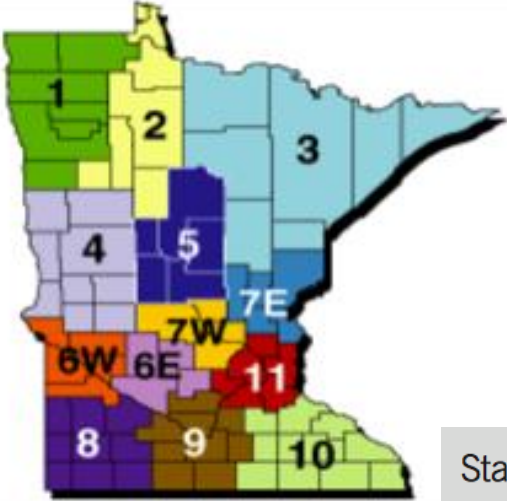


Labor Costs Higher in AMSD Districts



Data Source: Minnesota Department of Education, Data Reports and Analytics/Staffing/Staff/2014-15 Salary Data

Minnesota's Economic Development Regions

EDR 01 Northwest	Kittson County Marshall County Norman County Pennington County Polk County Red Lake County Roseau County	EDR 09 South Central	Blue Earth County Brown County Faribault County Le Sueur County Martin County Nicollet County Sibley County Waseca County Watonwan County
EDR 02 Headwaters	Beltrami County Clearwater County Hubbard County Lake of the Woods County Mahnomon County		Dodge County Fillmore County Freeborn County Goodhue County Houston County Mower County Olmsted County Rice County Steele County Wabasha County Winona County
EDR 03 Arrowhead	Aitkin County Carlton County Cook County Itasca County Koochiching County Lake County St. Louis County	EDR10 Southeast	Anoka County Carver County Dakota County Hennepin County Ramsey County Scott County Washington County
EDR 04 West Central	Becker County Clay County Douglas County Grant County Otter Tail County Pope County Stevens County Traverse County Wilkin County	EDR 11 7 County Twin Cities	
EDR 05 North Central	Cass County Crow Wing County Morrison County Todd County Wadena County		
EDR 06E Southwest Central	Kandiyohi County McLeod County Meeke County Renville County		
EDR 06W Upper Minnesota Valley	Big Stone County Chippewa County Lac qui Parle County Swift County Yellow Medicine County		
EDR 07E East Central	Chisago County Isanti County Kanabec County Mille Lacs County Pine County		
EDR 07W Central	Benton County Sherburne County Stearns County Wright County		
EDR 08 Southwest	Cottonwood County Jackson County Lincoln County Lyon County Murray County Nobles County Pipestone County Redwood County Rock County		

Stay Connected to AMSD

www.amsd.org

 @amsdmm

 www.facebook.com/AMSDMN



Data Source: MN Department of Employment and Economic Development