



PRIOR LAKE-SAVAGE

AREA SCHOOLS

Teri Staloch, Ed. D.
Superintendent
Prior Lake-Savage Area Schools

[@DrTStaloch](#)

[@isd719](#)

AMSD Legislative Preview
January 6, 2017



Prior Lake-Savage Area Schools

About the District



Our Framework for the Future



Mission Our core purpose

Our mission is to educate all learners to reach their full potential as contributing and productive members of our ever-changing global community.

Core Values

What drives our words and actions

Partnership: Collaboration of resources and talents to achieve high mutual goals for the benefit of all

Innovation: Creative problem solving connecting creativity with usefulness

Respect: Valuing ourselves, each other and our world across all differences

Wise Stewardship: Developing and effectively using our knowledge, human, financial, physical and environmental resources

Accountability: Holding ourselves and each other accountable for our actions and words

Strive for Excellence: Committing to continuous learning and improvement

Vision

A compelling educational picture of what we intend to create

Sustainable environmental focus recognized at the state and national levels

Challenging, diverse and personalized learning

A culture of excellence fostering a love of learning and appreciation of the arts and activities

Safe and respectful schools

A district of stakeholder partnerships

Technology enhancing instruction, communication and administration

Innovative and flexible staffing through wise financial stewardship

Strategic Directions

Goals that guide educational programs, services and applied resources

Increasing measurable student growth and achievement

Continue financial accountability to community while using available resources to educate students and maintain class-size targets

Expand innovative programming to meet family needs

Expand and embed environmental focus across the district

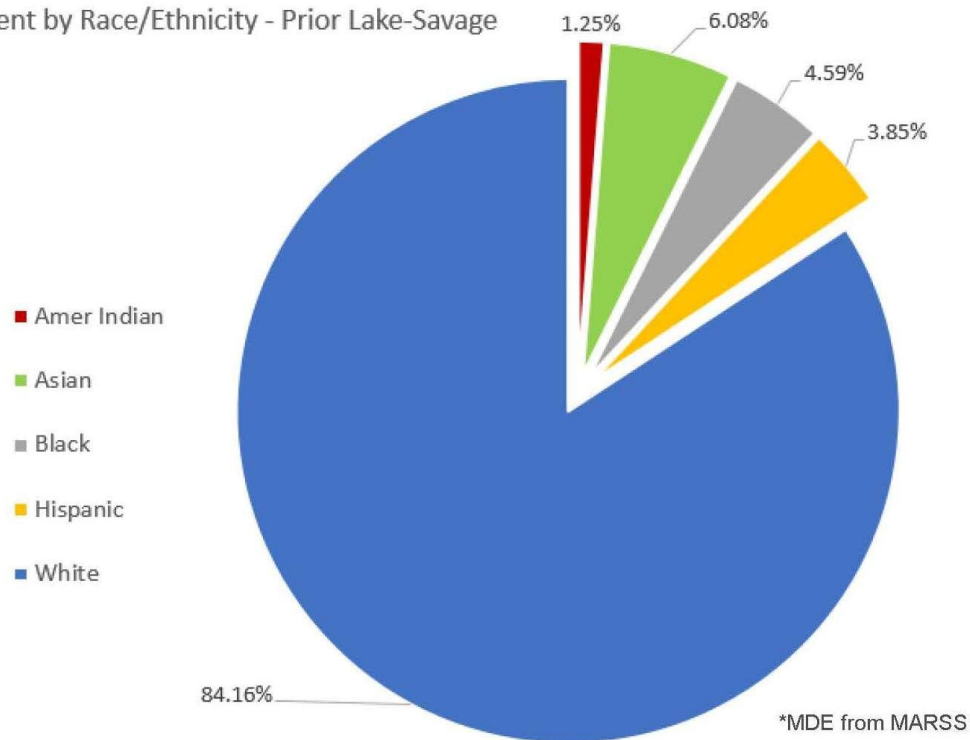
Integrating technology for teaching and communications; increasing capacity to set standards for all learners using 21st century skills

Engage parents, families and community to strengthen a culture of respect and inclusion



Prior Lake-Savage Area Schools About the District

Enrollment by Race/Ethnicity - Prior Lake-Savage

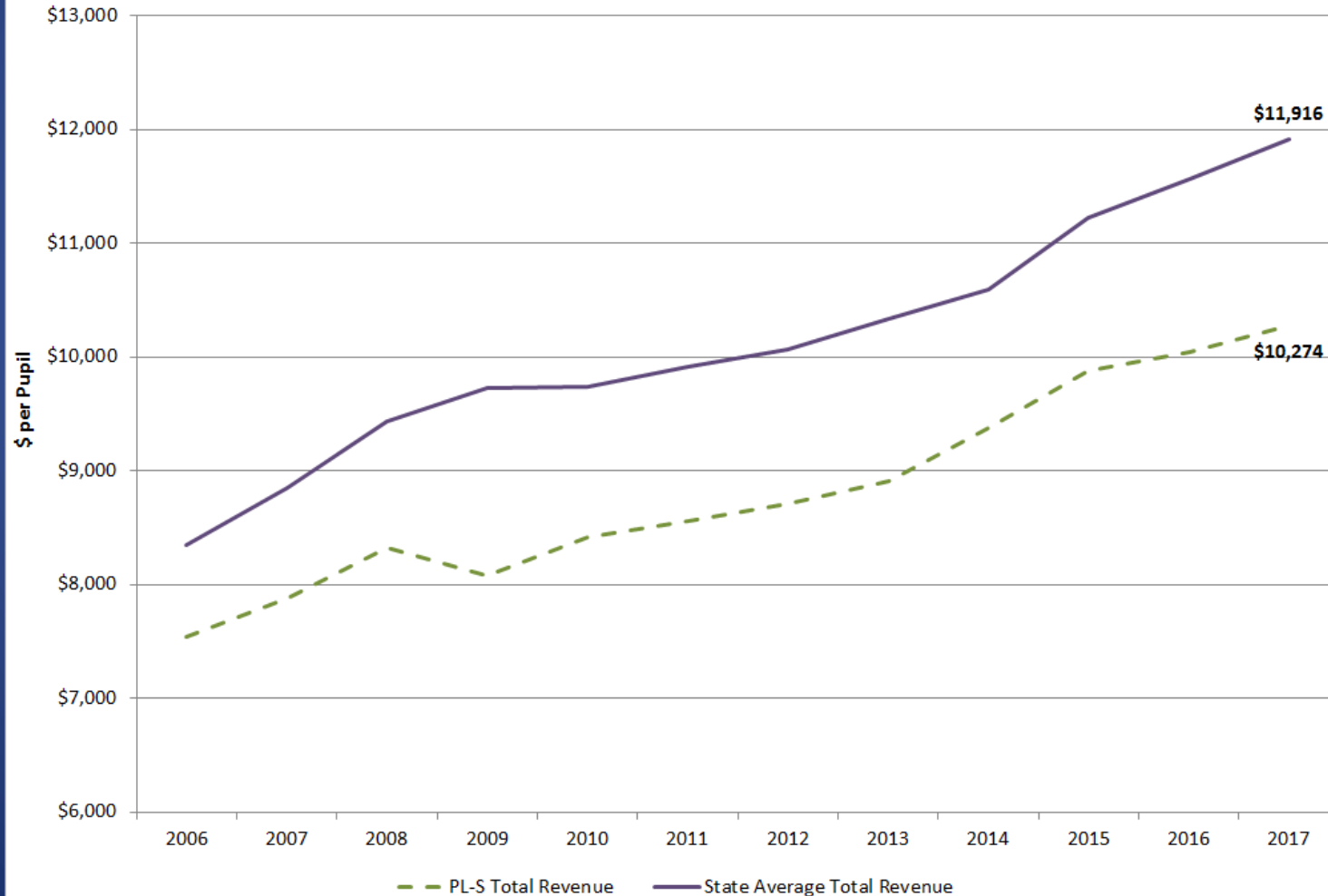


- 8,307 enrolled
- 26th Largest Dist. in MN
- E-STEM District
- U.S.D.E. Green Ribbon District
- Spanish Immersion
- SAGE Gifted Academy
- Bridges Area Learning Center
- 92% attend postsecondary education



Prior Lake-Savage Area Schools About the District

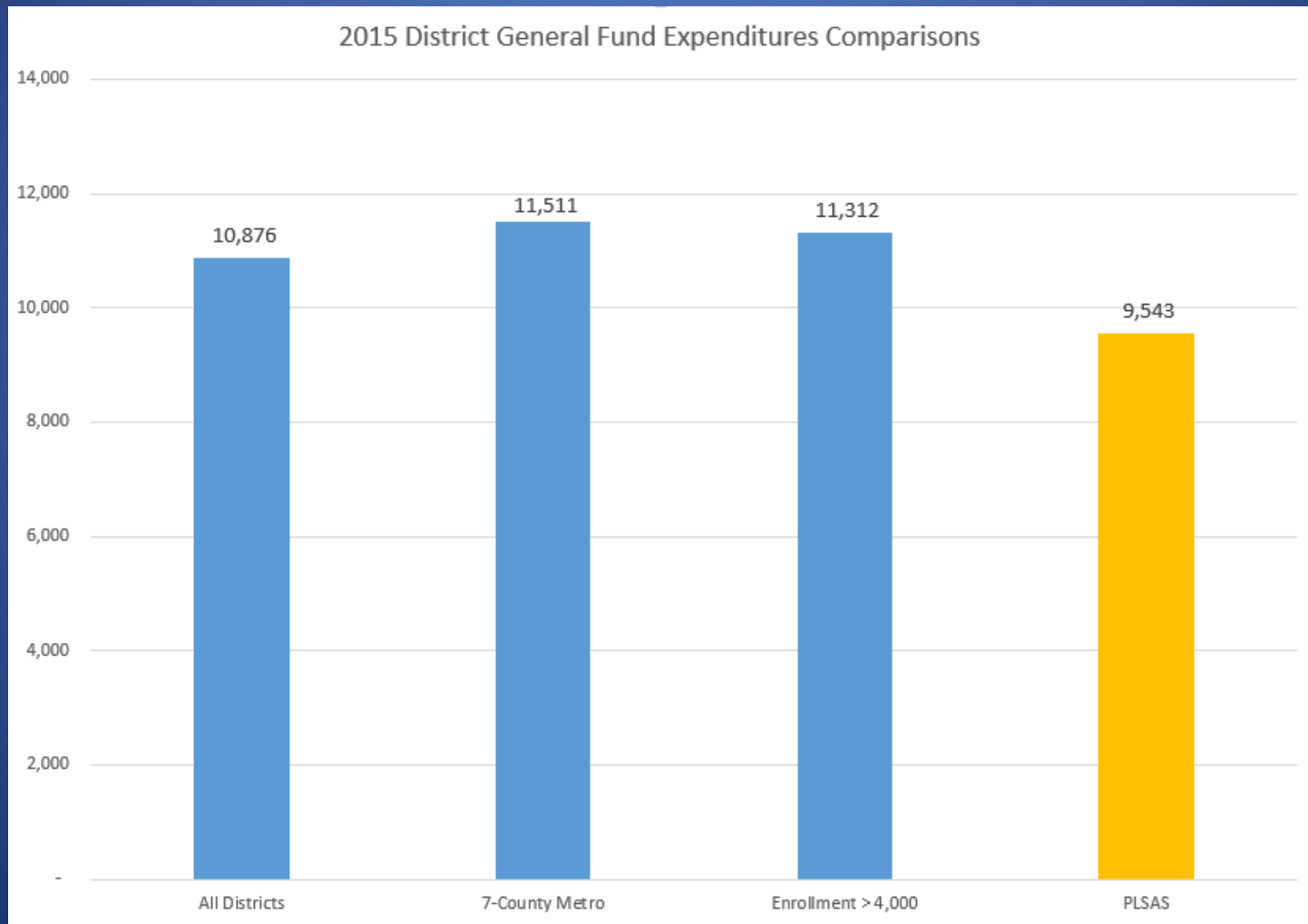
Prior Lake-Savage Total Revenue Compared to the State Average





Prior Lake-Savage Area Schools

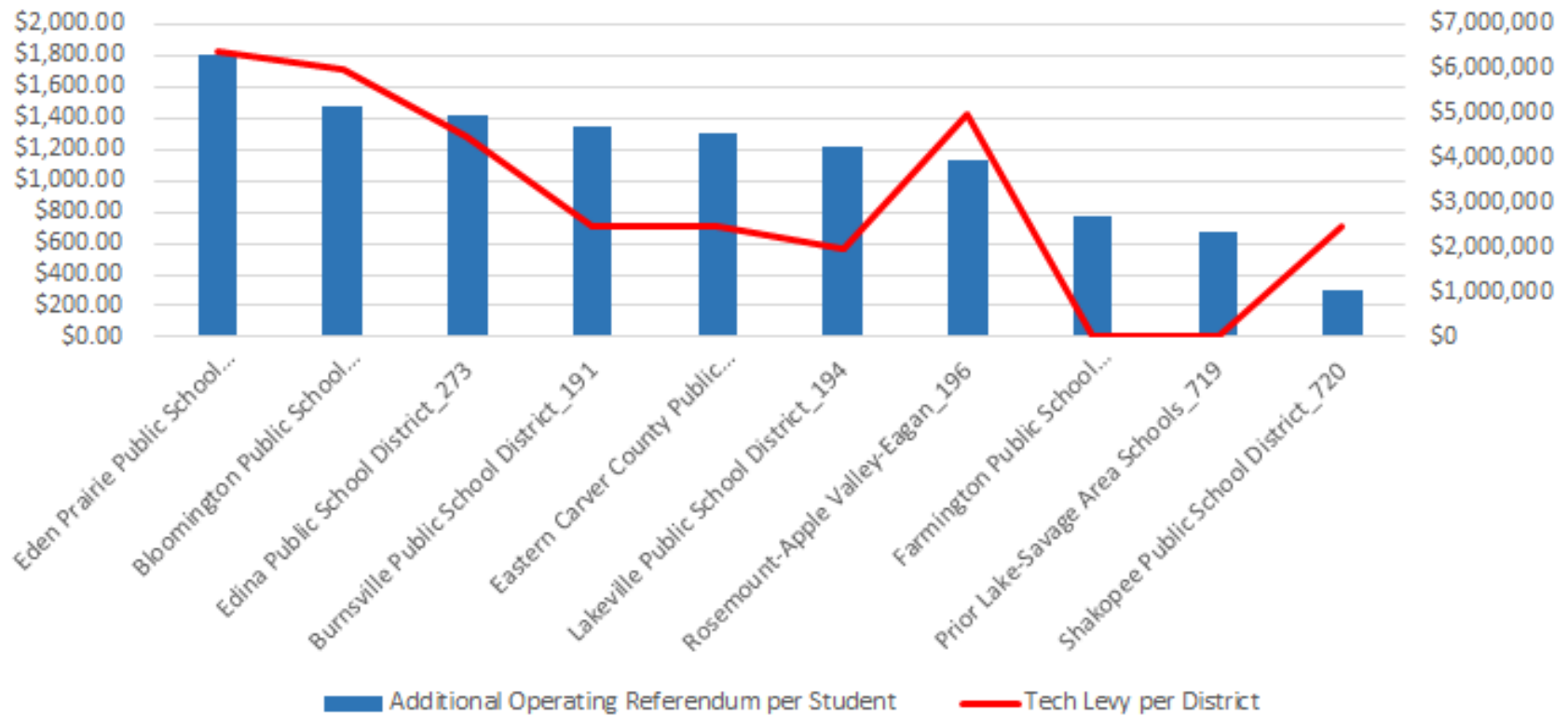
About the District





Prior Lake-Savage Area Schools About the District

Operating Referendum

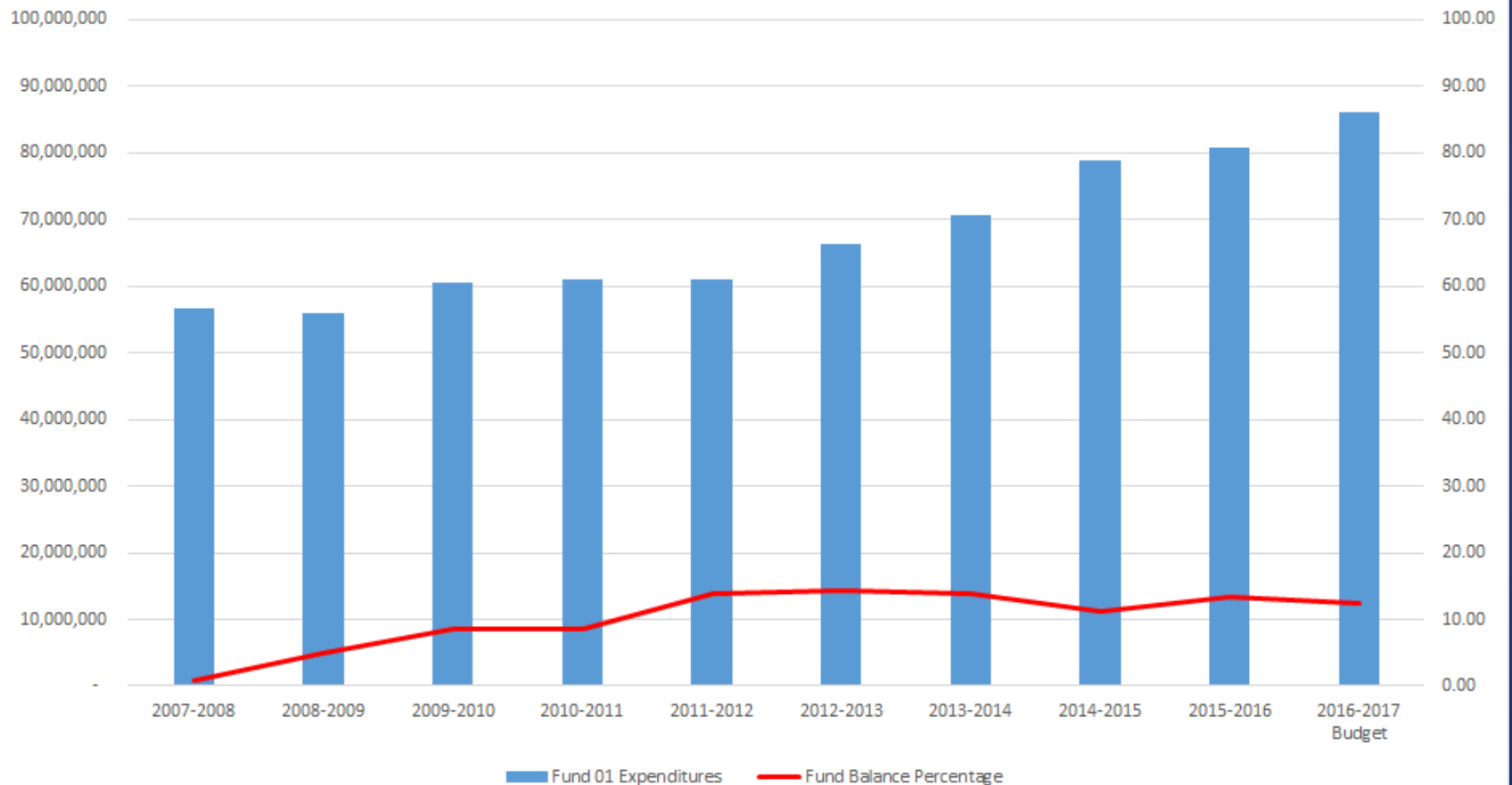




Prior Lake-Savage Area Schools

About the District

General Fund Audited Expenditures and Fund Balance





Prior Lake-Savage Area Schools About the District



E-STEM

E-STEM is focused on inquiry and real world problem-solving in the 21st Century, applying hands-on science, technology, engineering and mathematical practices with projects and field experiences related to the environment.



La ola del lago

La ola del lago offers a full day of core curriculum in Spanish to students in kindergarten - 2nd grade.



Fab Lab

The Fab Lab is a small-scale fabrication laboratory allowing students to create almost anything using some of the same technology and equipment found in MN businesses and used by today's work force.

AMSD Platform

ENHANCE LOCAL CONTROL TO ENCOURAGE INNOVATION

One size fits all mandates stifle innovation and creativity and consume staff time and resources. Locally-elected school boards are in the best position to work with their students, staff, parents and communities to address local needs and challenges.

- Expand the innovation zone law to allow school districts to try new instructional models, personalize student learning and increase collaboration with post-secondary institutions and businesses.

- The MN Legislature passed the Innovative Delivery of Education Services and Sharing of District Resources Pilot Project in 2012 to improve student and school outcomes by allowing groups of school districts to work together to provide innovative education programs and activities and share district resources.
- There are currently five pilot projects:
 1. Farmington and Spring Lake Park School Districts: New Designs for Education
 2. Leroy-Ostrander, Southland, Lyle, Grand Meadow, Glenville-Emmons School Districts: South-Central Education Consortium
 3. SouthWest Metro Intermediate and Jordan School District: Career Technical Academy
 4. Lakeville Area Public Schools and Prior Lake-Savage Area Schools: Minnesota Center for Advanced Professional Studies (MNCAPS)
 5. Becker and Minnetonka School Districts: The Innovation Campaign



Prior Lake-Savage Area Schools About the District



MNCAPS Video: <https://www.youtube.com/watch?v=u2dKrrXRMWo>



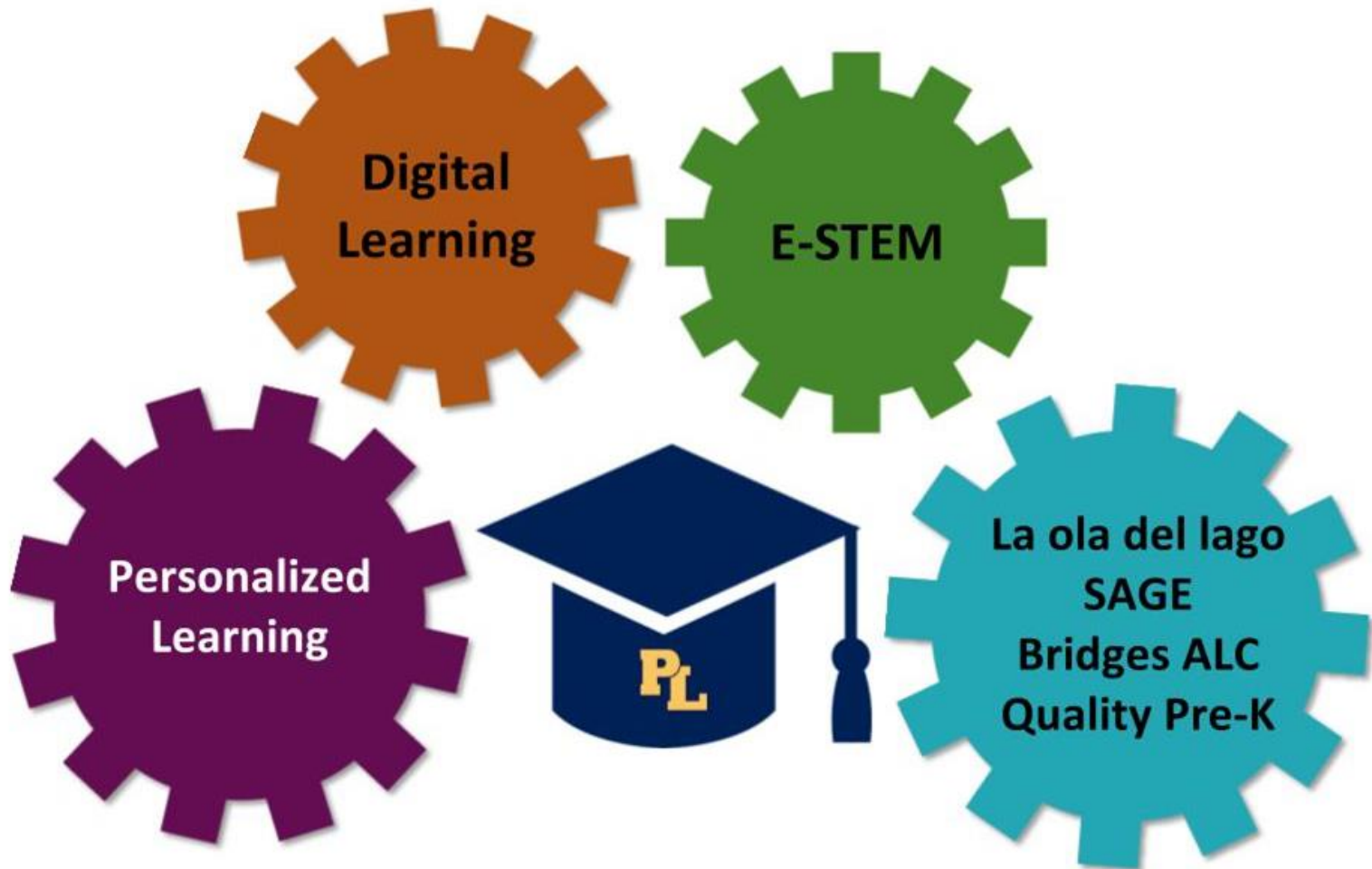
Opportunities to expand the Innovation Zone legislation:

- Innovation Zones expanded to conduct new research, examine best practices and models.
- Expand partnership to post-secondary institutions and public/private/ nonprofit agencies.
- Research opportunities for innovation in personalized learning, assessment, school hours, parent and community support, delivery efficiency, governance and digital platform use.
- Explore exemptions and alternatives to current law in the areas of student attendance, teacher and principal evaluation, algebra II, on-line schools and extended time revenue.
- Provide grants to Innovation Zones.
- Evaluation and information sharing to the legislature and education community.



Prior Lake-Savage Area Schools About the District

A School District of Choice



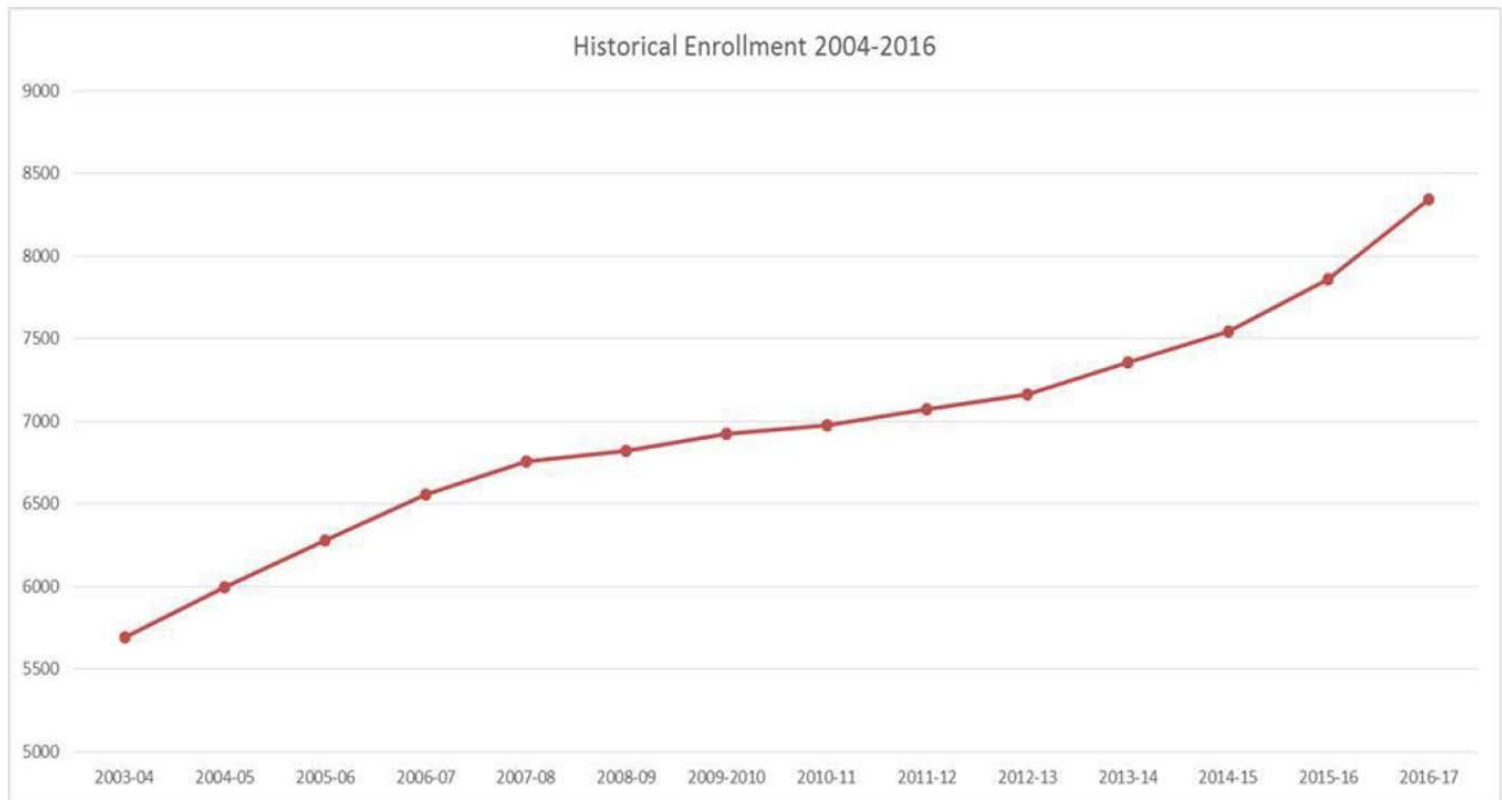


Prior Lake-Savage Area Schools

About the District



Enrollment Growth Since 2004-05





Prior Lake-Savage Area Schools

About the District

Ten Year Enrollment and Migration Trends

2006-07	2007-08	2008-09	2009-10	2010-11	2011-12	2012-13	2013-14	2014-15	2015-16	2016-17	Migration Growth
502	475	479	460	437	445	489	512	541	568	614	
536	550	494	525	501	487	480	565	557	564	614	46
540	545	541	510	530	506	493	499	576	572	609	68
534	548	555	536	504	556	532	521	520	610	612	100
500	548	541	562	542	534	575	545	535	544	643	154
528	522	562	540	566	557	548	590	557	549	578	133
533	550	530	576	553	584	574	555	618	597	634	197
489	552	564	522	583	555	585	595	568	666	645	185
480	496	548	556	522	589	565	601	602	580	700	221
532	543	557	595	633	563	651	617	681	685	654	179
497	520	535	566	586	634	558	651	625	670	691	189
460	475	485	495	526	546	583	545	630	613	673	172
425	435	430	483	491	519	527	559	532	646	640	136
6,556	6,759	6,821	6,927	6,974	7,074	7,161	7,354	7,542	7,863	8307	
278	203	61	106	46	101	86	194	188	321	444	
4.44%	3.10%	0.91%	1.56%	0.67%	1.44%	1.22%	2.71%	2.55%	4.25%	5.65%	



Prior Lake-Savage Area Schools

About the District

Current District Space Constraints

CAPACITY/ENROLLMENT (Oct 1)															
SCHOOL	CAPACITY	2010-11	%	2011-12	%	2012-13	%	2013-14	%	2014-15	%	2015-16	%	2016-17	%
Edgewood School (LODL)	230									64	28%	134	58%	204	89%
WestWood Elementary	598	457	76%	459	77%	492	82%	531	89%	567	95%	570	95%	631	106%
Five Hawks Elementary	621	453	73%	469	76%	490	79%	538	87%	584	94%	556	90%	589	95%
Grainwood Elementary	414	389	94%	363	88%	347	84%	342	83%	338	82%	340	82%	368	89%
Glendale Elementary	644	589	91%	598	93%	566	88%	562	87%	581	90%	599	93%	581	90%
Jeffers Pond Elementary	575	550	96%	510	89%	519	90%	494	86%	517	90%	540	94%	577	100%
Redtail Ridge Elementary	598	527	88%	533	89%	573	96%	602	101%	654	109%	669	112%	720	120%
Twin Oaks Middle	928	737	79%	797	86%	813	88%	826	89%	864	93%	885	95%	956	103%
Hidden Oaks Middle	1,119	920	82%	940	84%	918	82%	917	82%	918	82%	958	86%	1,023	91%
PL High	2,000	2239	112%	2298	115%	2343	117%	2405	120%						
PL High	2,530									2,459	97%	2,559	101%	2,565	101%

	Room to Grow
	10% remaining until capacity
	FULL/OVER



Prior Lake-Savage Area Schools 2016 Referendum Election

Space for Students Technology for Teaching & Learning Security for Schools

Tax Impact

\$31/month

\$300,000
(Average Home Value)

- \$129 Million Bond Over 20 Years
- \$2.125 Million Per Year for 10 Years
Technology Levy

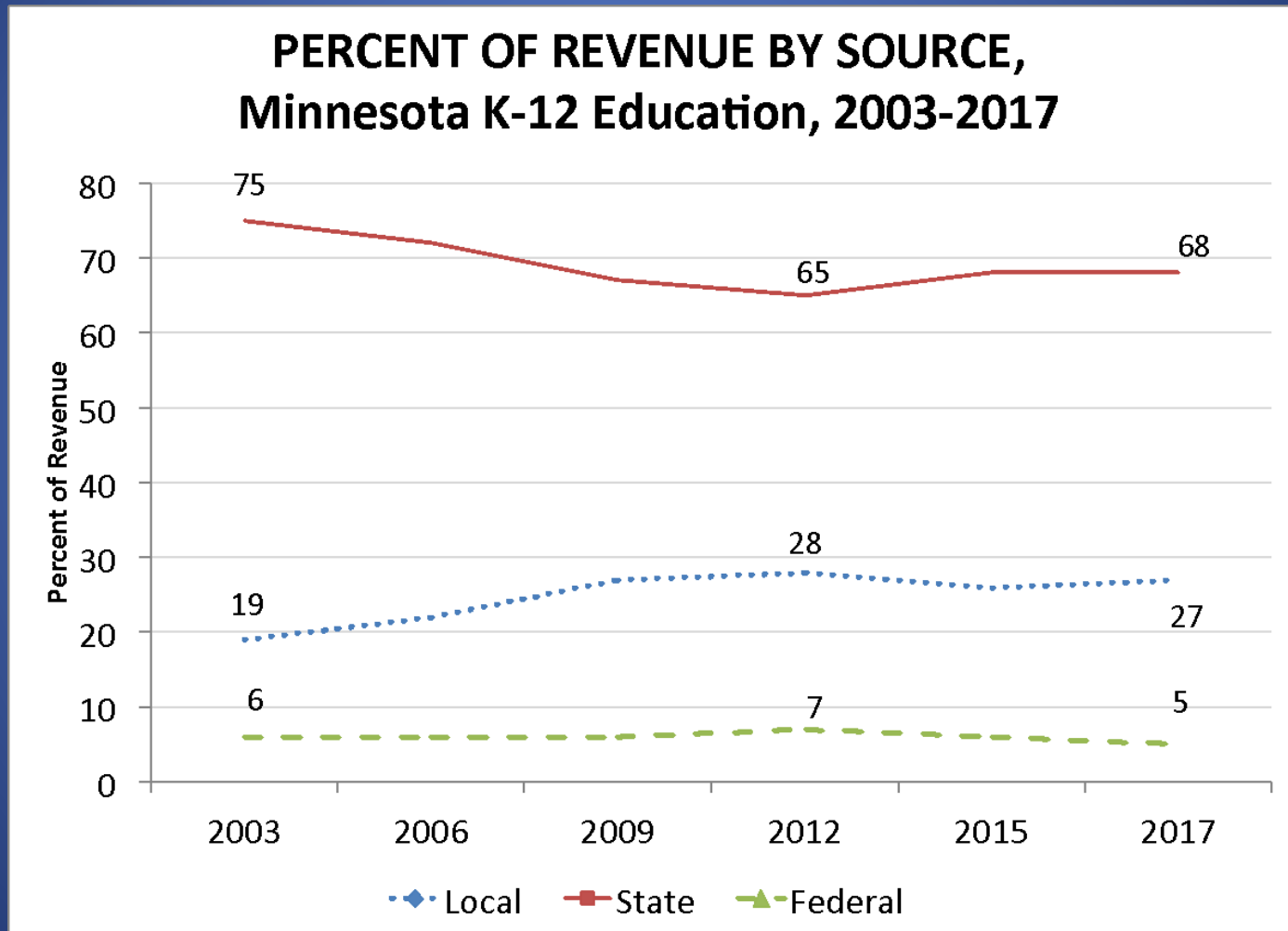
AMSD Platform

INCREASE TAXPAYER EQUITY

Property tax levies continue to play a critical role in funding education programs and facilities. However, these levies have widely varying impacts on local property taxpayers depending on the property wealth of the school district. These disparities should be addressed in the Omnibus Tax Bill.

- Increase equalization of the operating referendum, debt service and local optional levies to reduce taxpayer and education funding disparities.

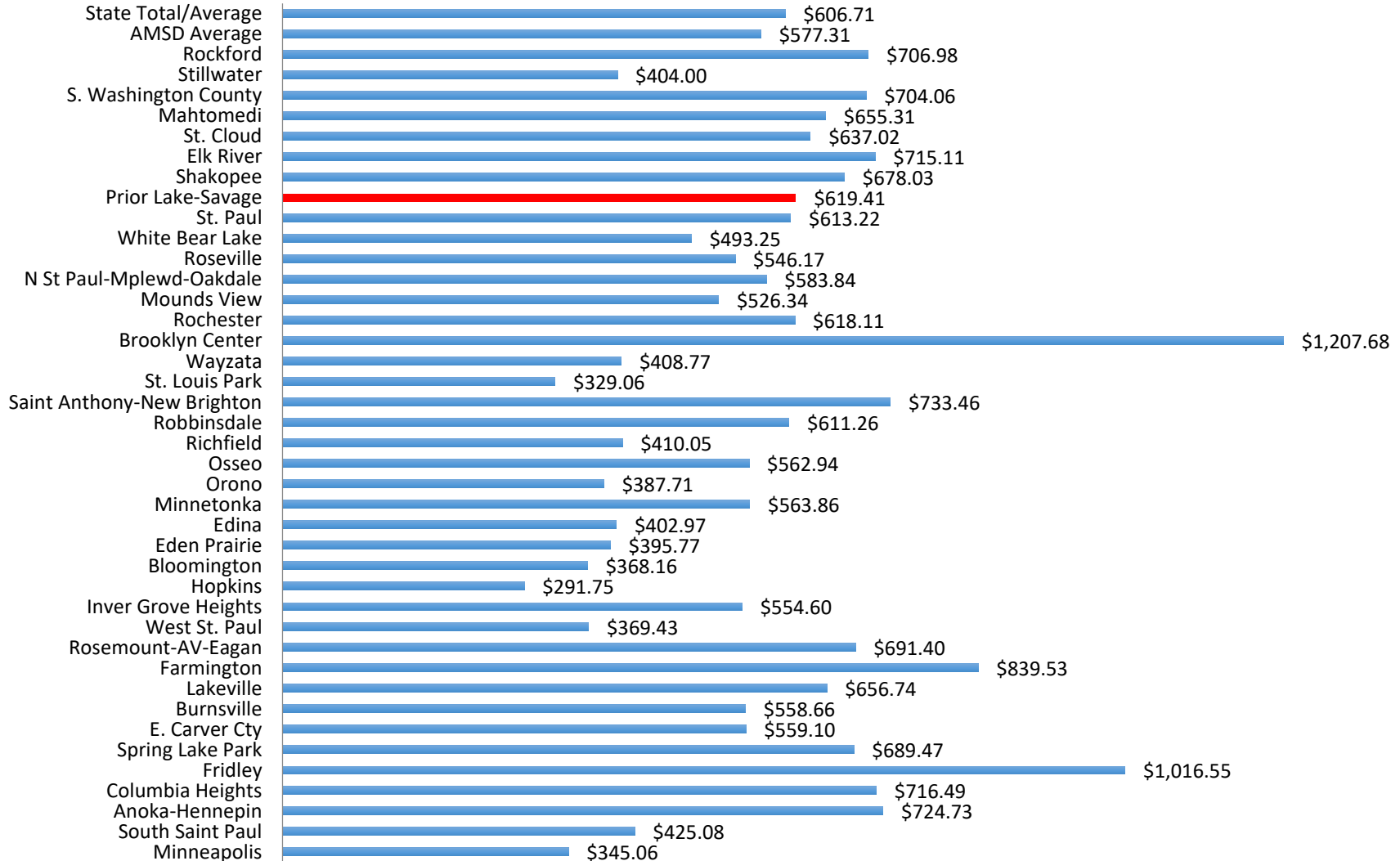
Local property taxes provide about 27% of the revenue for Minnesota school districts – a level that has been fairly constant for several years.



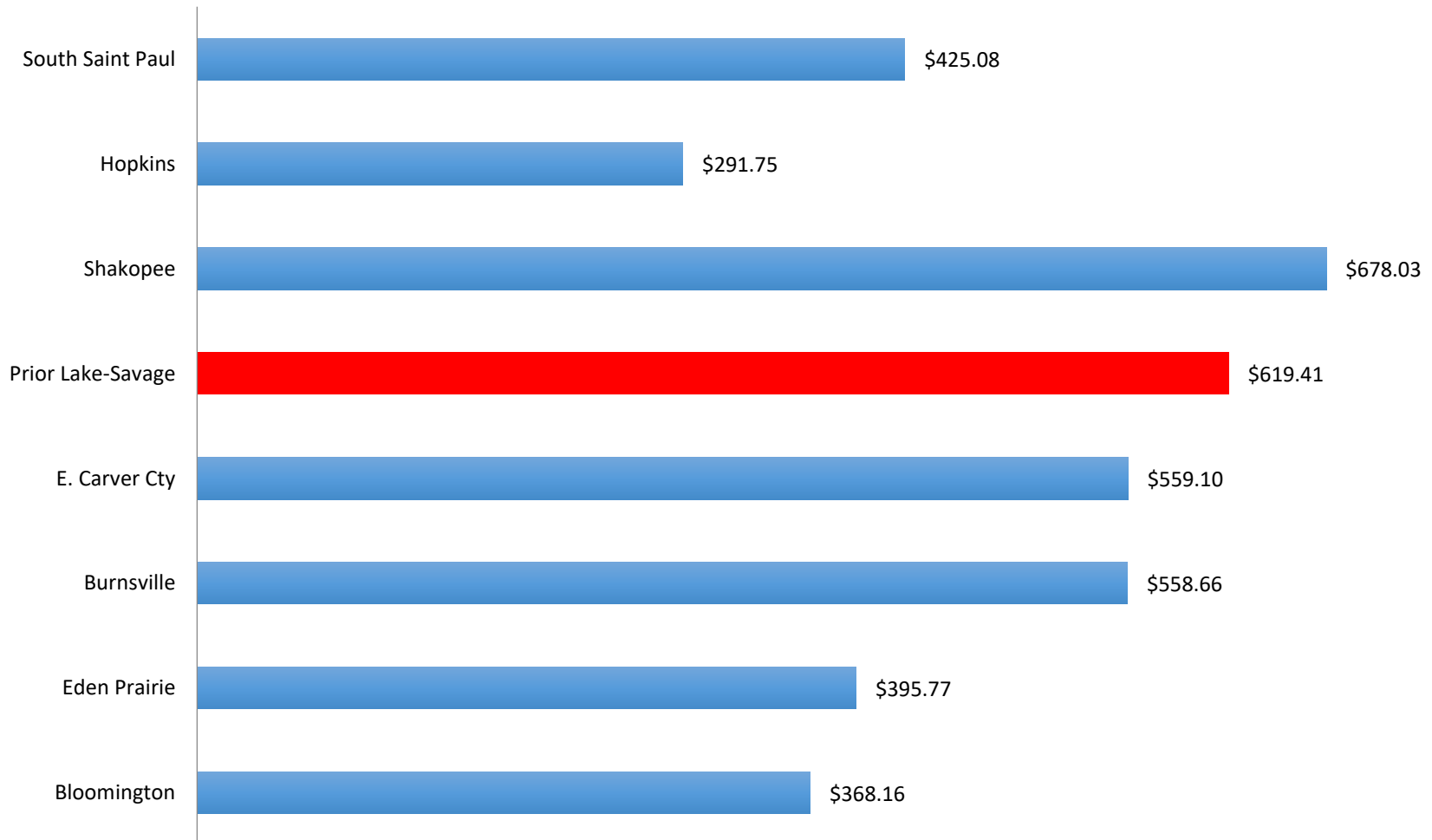
Source: Minnesota Department of Education

Operating Referendum, Pay 2016-17

Tax impact on a \$200,000 home for a referendum of \$1,871 per pupil.



Operating Referendum, Pay 2016-17
Tax impact on a \$200,000 home for a referendum of \$1,871 per pupil.





Prior Lake-Savage Area Schools

About the District



WE ARE
PLSAS

